

## USER MANUAL



# Copy or Move WooCommerce Reviews

**Version: 1.0.7**

**Compatibility:**

WordPress: 3.6.1 to 5.8.x

WooCommerce: 5.0 to 5.7.x

## TABLE OF CONTENTS

Introduction .....	1
Benefits of Copy or Move WooCommerce Reviews .....	1
Pre-requisites.....	1
Installation .....	2
Installation Steps.....	2
Plugin Configuration .....	3
Front End Configuration .....	5
Contact Us.....	9

## Introduction

Copy or Move WooCommerce Reviews Plugin enables the admin of any store to copy or move the reviews from one product to any other product. Admin can shift the review along with ratings of any product to any other product easily without losing the review once you delete the older product for revamping or any other reason.

## Benefits of Copy or Move WooCommerce Reviews

- Copy or move valuable reviews with ratings of customers to any other page.
- No fear of losing reviews once you delete older product.

## Pre-requisites

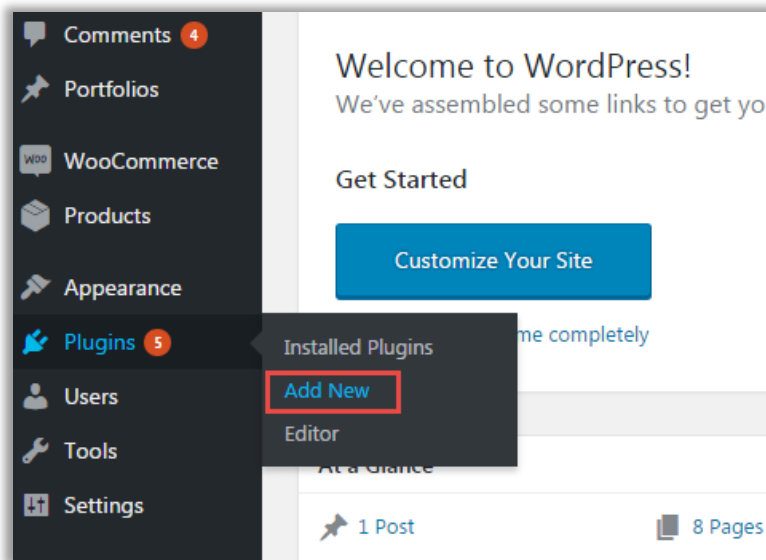
Following points must be followed before starting the plugin installation:

- You should login as an Admin in WordPress.
- Check that your WordPress Instance is compatible with Copy or Move WooCommerce Reviews.


# Installation

## Installation Steps

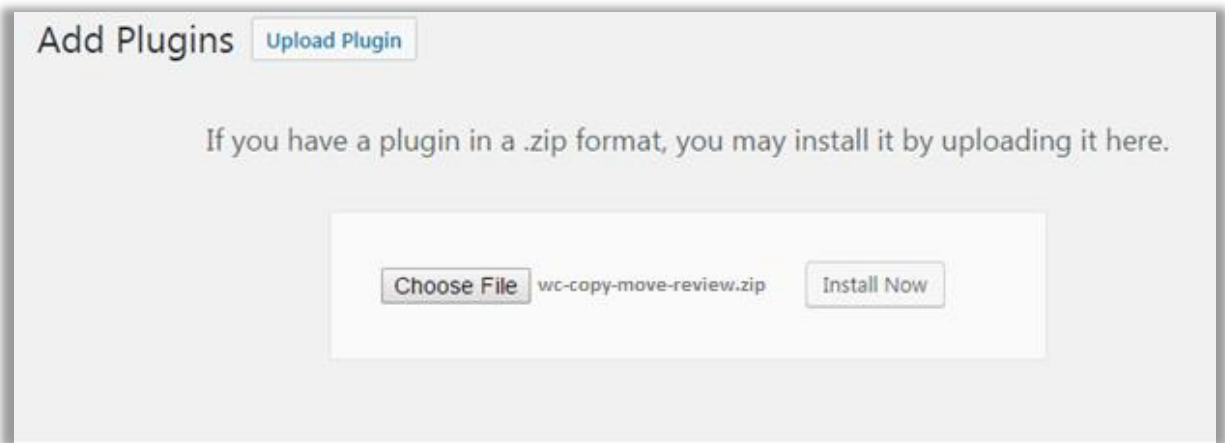
- To start with the installation, log-in as Administrator into WordPress. Hover over “Plugins” and click on ‘Add New’ to install the package.



- Click on ‘Upload Plugin’ Button



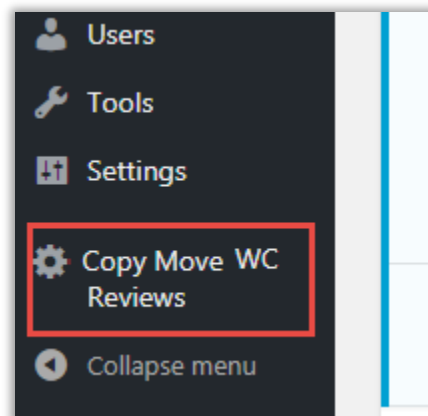
- Click on **'Choose File'** button and browse the zip file. After uploading package, click on the **'Install'** button to install the package.



## Plugin Configuration

### Activate your plugin

- After successful package installation, you need to activate your **Copy or Move WooCommerce Reviews** plugin.
- To activate the plugin, navigate to **'Installed Plugins'** screen. Here, you can see Copy or Move WooCommerce Reviews Plugin was successfully installed. But still it is inactive.
- Click on **'Activate'** to activate the newly installed plugin.
- A new tab **'Copy or Move WC Reviews'** will be added under the **'Settings'** tab where you need to enter the license key provided by Appjetty and save the changes.

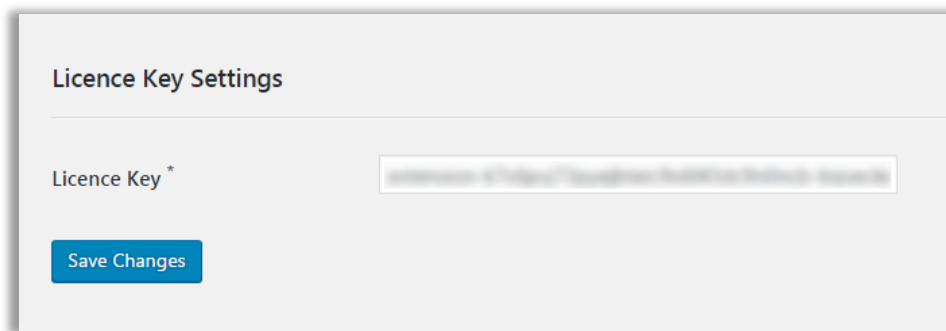


### Get License key

- Get the license key from the Order Confirmation Mail.

OR

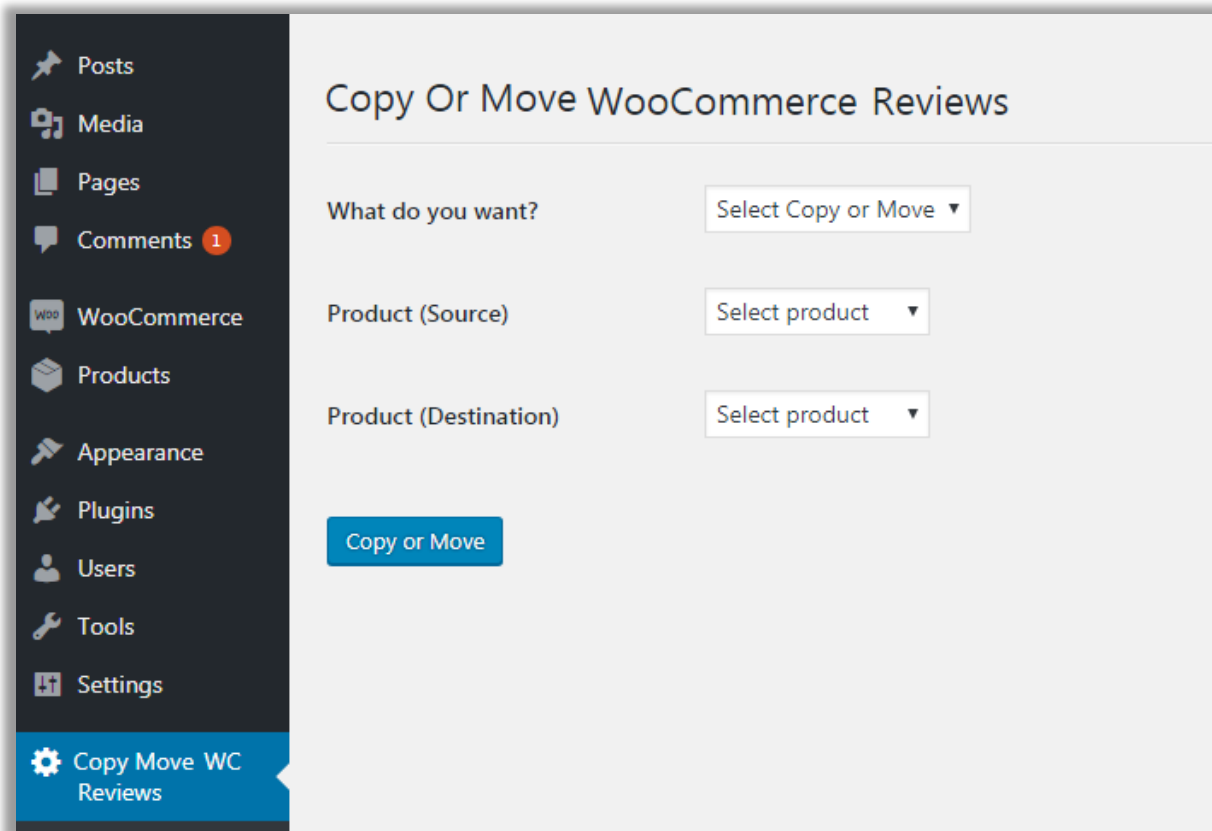
- Login to your AppJetty Store account then go to “Downloadable options” and copy the activation key for the Copy or Move WooCommerce Reviews Plugin.
- Enter License activation key for the **Copy or Move WooCommerce Reviews** plugin provided by AppJetty Store. Validate your license by clicking the ‘**Save Changes**’ button.



The screenshot shows a settings panel titled "Licence Key Settings". Below the title is a horizontal line. Underneath, the label "Licence Key \*" is positioned to the left of a text input field. The input field contains a long alphanumeric string representing a license key. Below the input field is a blue button with the text "Save Changes".

## Front End Configuration

- Log in to your WordPress instance as Admin. Go to “Copy or Move WooCommerce Reviews” tab in the menu.

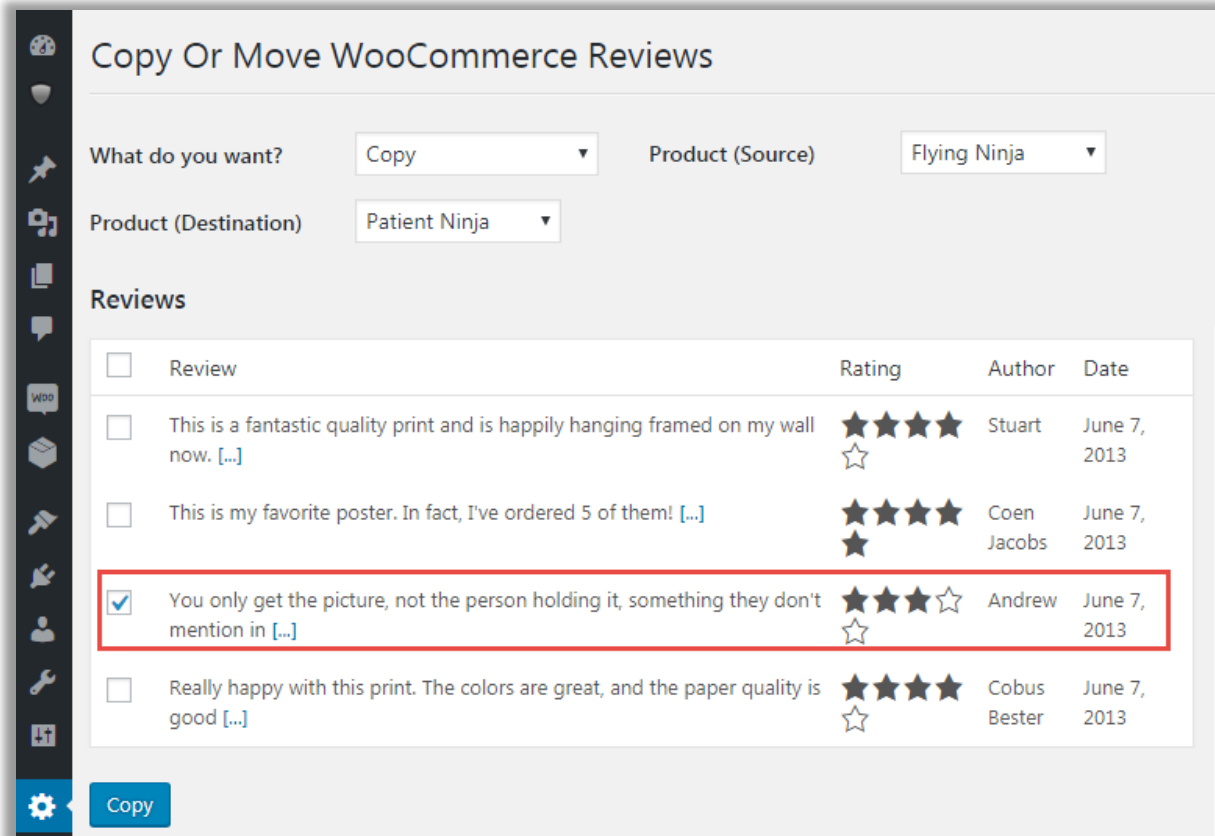


- Select the action to be performed: “Copy” or “Move”.
- Select the source product from which you would like to Copy or Move WooCommerce Reviews along with ratings.
- Finally select the destination product to which you want to shift the reviews and ratings.

The screenshot shows a product page with two tabs: 'Description' and 'Reviews (4)'. The 'Reviews (4)' tab is active. Below the tabs, the heading reads '4 reviews for Flying Ninja', where 'Flying Ninja' is highlighted with a red box. There are four reviews listed, each with a user profile picture, name, date, and star rating. The second review, by Andrew, is highlighted with a red border. The reviews are as follows:

- Cobus Bester** – June 7, 2013 (4.5 stars): Really happy with this print. The colors are great, and the paper quality is good too.
- Andrew** – June 7, 2013 (4 stars): You only get the picture, not the person holding it, something they don't mention in the description, now I've got to find my own person
- Coen Jacobs** – June 7, 2013 (5 stars): This is my favorite poster. In fact, I've ordered 5 of them!
- Stuart** – June 7, 2013 (4.5 stars): This is a fantastic quality print and is happily hanging framed on my wall now.

- As shown in the above screen, to copy or move the highlighted review follow the steps given below:
  - Select the reviews which you would like to copy or move.




- Now, click on 'Copy or Move' button.
- On clicking this button, reviews will be shifted to destination product with their respective ratings.





The screenshot shows a product page with two tabs: 'Description' and 'Reviews (4)'. The 'Reviews (4)' tab is active. The main heading is '4 reviews for Patient Ninja', where 'Patient Ninja' is highlighted with a red box. Below the heading are four review cards. The third review card, by Andrew, is highlighted with a red border. Each review card includes a user profile picture, the reviewer's name and date, a star rating, and the review text.


Description    Reviews (4)

## 4 reviews for Patient Ninja

 James Koster – June 7, 2013 ★★★★☆  
Perfect when you're sat at your computer, waiting for the next batch of Woo Goodies to be released. The Patient Ninja is Patient.

 Cobus Bester – June 7, 2013 ★★★★★  
The most comfortable hoodie I have ever owned!

 Andrew – June 7, 2013 ★★★★☆  
You only get the picture, not the person holding it, something they don't mention in the description, now I've got to find my own person

 Magnus – June 7, 2013 ★★★★★  
This is my favorite hoodie!  
If only it came in red as well!

- As shown in the screen, the selected review has been shifted to the destination product.

## Contact Us

We simplify your business, offer unique business solution in digital web and IT landscapes.



### Live Chat

- Get instant support with our Live Chat.
- Visit our product page at: <https://www.appjetty.com/woocommerce-copy-or-move-reviews.htm> and click on the Live Chat button for instant support.



### Tickets

- Raise tickets for your specific question!
- Send an email to [support@appjetty.com](mailto:support@appjetty.com) or you can login to my account [www.appjetty.com](http://www.appjetty.com) and click on My Support Tickets on your account dashboard, to get answers to your specific questions.

### Customization:

If you would like to customize or discuss about additional feature for **Copy or Move WooCommerce Reviews**, please write to [sales@appjetty.com](mailto:sales@appjetty.com)